

# INTERNATIONAL TRX TRTL-30X6

*High security burglary and fire resistive safe made of a patented composite material that offers the industry's best and most formidable defensive barrier in its class*

- **Body**

5" thick body made of proprietary barrier alloy is designed to withstand the most sophisticated attacks by tools, torches, or explosives

- **Door**

Massive 8¾" door is made with the same high-strength alloy used to protect the body

- **Glass Relocker**

A large tempered glass plate protects vital areas of the locking mechanism, and if attacked, the relocker activates, preventing the safe from being opened

- **Boltwork**

Massive 1½" chrome plated bolts are driven through reinforced chambers using a unique two-way boltwork mechanism

- **Locks**

U.L. listed manipulation resistant high strength Group 1 combination lock with spy proof dial is standard. A separate high security auxiliary key lock is also included



RETAIL



FINANCIAL



AMUSEMENT



HOSPITALITY



GAMING



RESTAURANTS



JEWELRY

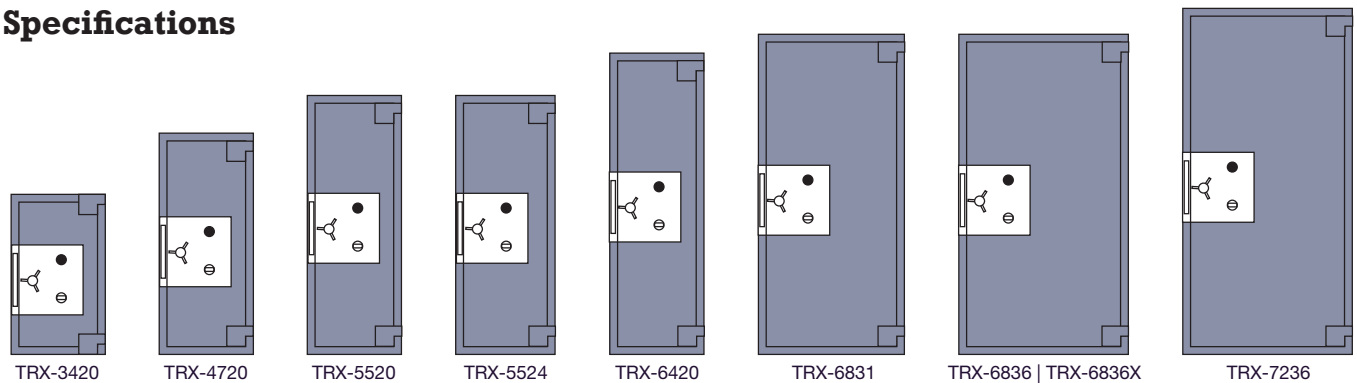


CANNABIS



# INTERNATIONAL TRX TRTL-30X6

## Specifications



TRX-3420    TRX-4720    TRX-5520    TRX-5524    TRX-6420    TRX-6831    TRX-6836 | TRX-6836X    TRX-7236

Model*	Interior H x W x D (in)	Exterior H x W x D (in)	Weight (lbs)	Capacity (cu ft)	Shelves*
<b>TRX-3420</b>	34 x 20 x 20	46½ x 32 x 34¾	3,920	7.5	1
<b>TRX-4720</b>	47 x 20 x 20	59½ x 32 x 34¾	4,720	10.5	3
<b>TRX-5520</b>	55 x 20 x 20	67½ x 32 x 34¾	5,185	12.4	3
<b>TRX-5524</b>	55 x 24 x 20	67½ x 36 x 34¾	5,780	14.9	3
<b>TRX-6420</b>	64 x 20 x 20	76½ x 32 x 34¾	5,980	14.5	4
<b>TRX-6831</b>	68 x 31 x 20	80½ x 43 x 34¾	7,535	23.9	4
<b>TRX-6836X</b>	68 x 36 x 20	80½ x 48 x 34¾	8,380	27.7	4
<b>TRX-6836</b>	68 x 36 x 26	80½ x 48 x 40¾	8,920	36.0	4
<b>TRX-7236</b>	72 x 36 x 26	84½ x 48 x 40¾	9,400	38.2	4

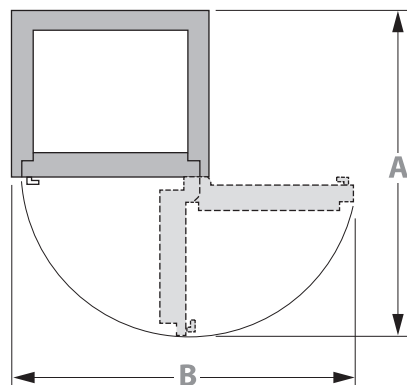
\* Additional model TRX-2720 is available upon request

## Door Swing Dimensions

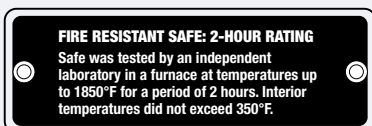
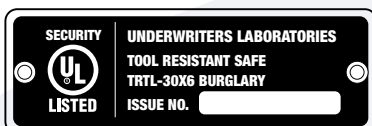
Model*	Dimensions (in)	
	A	B
<b>TRX-3420</b>	62¾	58¾
<b>TRX-4720</b>	62¾	58¾
<b>TRX-5520</b>	62¾	58¾
<b>TRX-5524</b>	68¾	68¾
<b>TRX-6420</b>	62¾	58¾
<b>TRX-6831</b>	73¾	80¾
<b>TRX-6836X</b>	78¾	90¾
<b>TRX-6836</b>	84¾	90¾
<b>TRX-7236</b>	84¾	90¾

All shelves are adjustable. Add 2 in. to depth for handle projection.

## Door Swing Projections



Learn More at:  
[www.socalsafe.com](http://www.socalsafe.com)  
 or call your  
 Socal Safe  
 Security Expert  
 Toll-Free  
**800-334-6060**



**Distributed By:**

All specifications are approximate and subject to change without notice.