

# SDX-SDXN SERIES MODULAR SAFE DEPOSIT BOXES



## Attractive, Low-cost Modular Construction and Minimal Upkeep

- Rugged stainless steel and aluminum design with advanced security features
- Hinges with solid alloy doors and heavy interlocking flanges
- Optional pullout shelf for convenience
- Double nose, key changeable U.L. listed locks
- Modular design allows easy stacking and bolting
- Glare and fade-resistant matte finish number plates
- Maintenance free stainless steel finishes throughout

FINANCIAL

RETAIL

HOSPITALITY RESTAURANTS

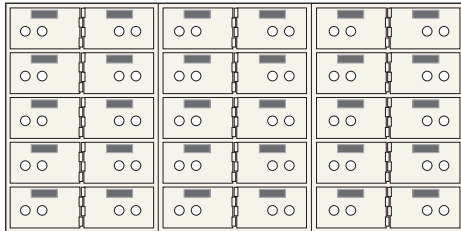


# SDX-SDXN SERIES MODULAR SAFE DEPOSIT BOXES

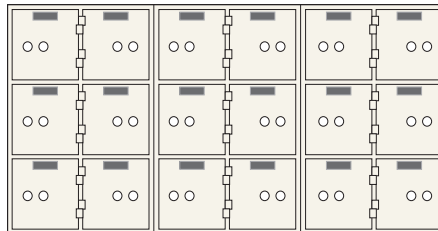
## SDX Series

Outside dimensions:

16" High, 32 1/2" Wide, 24" Deep



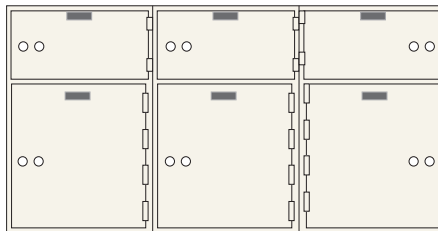
SDX-30 (245 lbs.)  
30 openings ea. 3" x 5"



SDX-18 (190 lbs.)  
18 openings ea. 5" x 5"



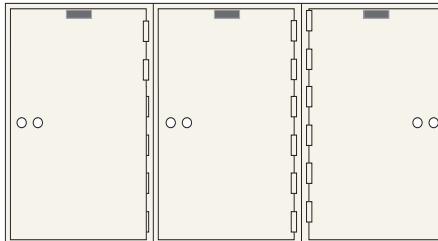
SDX-15 (190 lbs.)  
15 openings ea. 3" x 10"



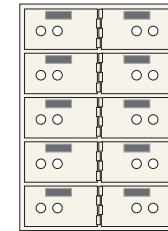
SDX-6 (145 lbs.)  
3 openings ea. 5" x 10"  
3 openings ea. 10" x 10"



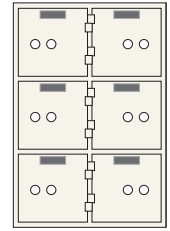
SDX-9 (160 lbs.)  
9 openings ea. 5" x 10"



SDX-3 (140 lbs.)  
3 openings ea. 15" x 10"



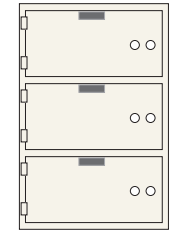
SDXN-10 (75 lbs.)  
10 openings  
ea. 3" x 5"



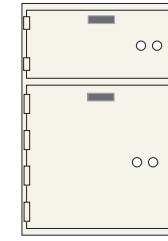
SDXN-6 (70 lbs.)  
6 openings  
ea. 5" x 5"



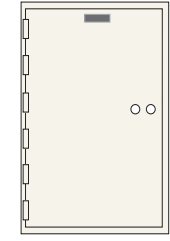
SDXN-5 (65 lbs.)  
5 openings  
ea. 3" x 10"




SDXN-3 (60 lbs.)  
3 openings  
ea. 5" x 10"



SDXN-2 (55 lbs.)  
1 opening ea. 5" x 10"  
1 opening ea. 10" x 10"



SDXN-1 (55 lbs.)  
1 opening  
ea. 15" x 10"



SDX-Base (45 lbs.)  
3" x 32 1/2" x 24"

Pull Out Shelf (65 lbs.)  
1 1/8" x 32 1/2" x 24"

SDX-Spacer (45 lbs.)  
1 1/8" x 32 1/2" x 24"



SDXN-Base  
(15 lbs.)  
3" x 11 1/8" x 24"

SDXN-Spacer  
(10 lbs.)  
1 1/8" x 11 1/8" x 24"